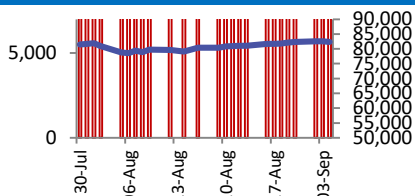
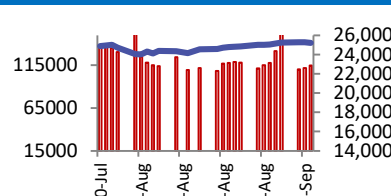


BSE



Open	81846
High	82409
Low	81834
Close	82353
Change	-203
Volume (Lacs)	7495
Turnover (Rs.inCr)	8121

NSE



Open	25090
High	25216
Low	25084
Close	25199
Change	-81
Volume(Lacs)	40091
Turnover(Rs.in Cr)	114786

World Markets	Current	Previous	Pt. Chg	Var(%)
Dow	40975	40937	38	0.1%
Dow Futures	41071	41051	20	0.0%
Nasdaq	17084	17136	(52)	-0.3%
FTSE	8270	8298	(29)	-0.3%
Nikkei	36917	37048	(130)	-0.4%
Hang Seng	17466	17457	8	0.0%
Gift Nifty	25357	25348	9	0.0%
Straits Singapore	3455	3441	13	0.4%
South Korea	2594	2581	13	0.5%
Taiwan	21408	21093	315	1.5%
Shanghai	2789	2784	4	0.2%

Commodity Prices	Current	Previous	Pt. Chg	Var(%)
Copper (\$/MT)	8960	8955	5.5	0.1%
Alumin (\$/MT)	2397	2408	(11.0)	-0.5%
Zinc (\$/MT)	2796	2846	(50.5)	-1.8%
Brent Crude (\$/bbl)	73.0	72.7	0.3	0.5%
Gold (\$/Ounce)	2499	2496	2.9	0.1%
Silver (\$/Ounce)	28.4	28.3	0.1	0.4%
Light Crude (\$/bbl)	69.5	69.2	0.3	0.5%
N G (\$/mmbtu)	2.1	2.1	(0.0)	-0.3%
Sugar (\$/MT)	528.8	532.1	(3.3)	-0.6%
Rubber (Rs./kg)	231.5	233.0	(1.5)	-0.6%
Baltic Dry Index	1902	1947	(45.0)	-2.3%

Currency Exchange Rate	Current	Previous	Var(%)
Rs./\$ rate	83.97	83.97	0.01%
Rs./ Euro	92.83	92.70	0.14%
Rs./Chinese Yuan	11.83	11.81	0.19%
Yen /\$ rate	143.86	143.74	0.08%
\$ US/Euro	1.11	1.11	-0.02%

Dollar Index	Current	Previous	Var(%)
Dollar Index	105.26	105.28	-0.02%

Support/ Resistance Levels for Today		
	Nifty	Bank Nifty Fut
Support 1	25130	51440
Support 2	25050	51100
Resistance	25240	51840

Securities in Ban For Trade	
BALRAMCHIN	
HINDCOPPER	
ABFRL	
RBLBANK	

Market Review

US: Markets remained unsettled on Wednesday as technology stocks continued to fall, dragging down stock indexes across the world for a second consecutive day. The market tumble that began in the United States on Tuesday continued across Asia and Europe as concerns about the global economy and major tech companies like Nvidia spread among investors.

Asia: Asian share markets tried to regain their footing on Thursday after a steep sell-off, while a rally in Treasuries dented the dollar and lifted the yen as U.S. economic worries raised the odds of the Federal Reserve going big on rate cuts.

India: The Indian benchmark indices took a breather from a record rally to close lower on Wednesday as sentiment was hit after a rout in global stocks. The closing came after Asian stocks plunged, tracking the overnight losses in the US markets, led by weak economic data and easing oil prices on weak global demand. **Market is expected to open gap up and likely to witness positive move during the day.**

Global economy: U.S. job openings dropped to a 3-1/2-year low in July, suggesting the labor market was losing steam, but the reduction on its own is probably not enough to warrant a half-percentage-point interest rate cut by the Federal Reserve this month. The larger-than-expected decline in unfilled jobs shown in the Job Openings and Labor Turnover Survey, or JOLTS report, from the Labor Department on Wednesday meant there were 1.07 open positions for every unemployed person in July. That was the least since May 2021 and down from 1.16 in June. The vacancies-to-unemployed ratio peaked just above 2.0 in 2022. Bond market 'yield curve' returns to normal from inverted state that had raised recession fears: The relationship between the 10- and 2-year Treasury yields briefly normalized Wednesday, reversing a classic recession indicator. Following economic news that showed a sharp decline in job openings and dovish remarks from Atlanta Fed President Raphael Bostic, the benchmark 10-year yield inched above the 2-year for the first time since June 2022. The respective yields were both around 3.79% on the session, with just a few thousandths of a percentage point separating them.

Commodities: Oil was attempting to hold its line in early trade on Thursday after an overnight sell-off, as players grappled with weak demand alongside a possible delay to more supply entering the market next month.

Gold was little changed on Thursday as investors kept to the sidelines ahead of U.S. payrolls data that could provide more clues on the size of an expected rate cut this month.

Currency: The dollar dipped on Thursday as traders ramped up bets for a supersized rate cut from the Federal Reserve (Fed) later this month, with the yen a notable outperformer on safe-haven demand as concerns over the US economy's growth outlook resurfaced.

FII Derivative Transactions (Rs. Cr)

Contracts	Purchase		Sell		Net	Open Interest (OI)		OI (Previous day)		Change	
	Contract	Value	Contract	Value	Value	Contract	Value	Contract	Value	Contract	Value
Index Future	38601	2558	57341	3892	(1334)	597355	39539	591733	39173	5622	366
Index Option	41269423	3016783	41639953	3045864	(29081)	5842751	380533	6401634	438288	(558883)	(57755)
Stock Future	326546	26439	399356	31980	(5541)	4147414	330535	4143510	331263	3904	(728)
Stock Option	389323	32878	415348	35074	(2196)	382041	30890	347720	28276	34321	2614
Total	42023893	3078658	42511998	3116810	(38152)	10969561	781497	11484597	837000	(515036)	(55503)

FII All Activity-BBG (Rs Cr)	Buy	Sell	Net
28-Aug-24	14905	15453	(548)
29-Aug-24	31783	17256	14527
30-Aug-24	86919	85415	1504
2-Sep-24	18159	12399	5760
3-Sep-24	21693	18657	3036
Month to date- Sep	39852	31056	8796
FII (Prov.) (Rs Cr)	Buy	Sell	Net
29-Aug-24	27036	23777	3260
30-Aug-24	89968	84650	5318
2-Sep-24	13773	12037	1735
3-Sep-24	19444	18415	1029
4-Sep-24	16585	15610	975
Month to date-Sep	49802	46062	3740
DII (Prov.) (Rs. Cr)	Buy	Sell	Net
29-Aug-24	19919	17228	2691
30-Aug-24	18357	21555	(3198)
2-Sep-24	12539	12182	356
3-Sep-24	11867	9971	1896
4-Sep-24	13584	13487	97
Month to date-Sep	37990	35640	2350
FII Debt - BBG (Rs. Cr)	Buy	Sell	Net
28-Aug-24	3318	1237	2081
29-Aug-24	1315	1072	243
30-Aug-24	555	387	169
2-Sep-24	1380	645	735
3-Sep-24	707	1490	(782)
Month to date- Sep	2088	2135	(47)

Market Breadth	BSE		NSE	
	No.	%	No.	%
Advance	1845	46%	1230	45%
Decline	2117	52%	1455	53%
Unchanged	85	2%	60	2%

Market Turnover	04-Sep	03-Sep	Var (%)
BSE Cash	8121	8314	-2%
NSE Cash	114786	111674	3%
NSE Futures	133206	121868	9%
NSE Options	56345435	44902476	25%
Total (Rs.Cr)	56601549	45144332	25%

Volatility Index	04-Sep	03-Sep
Volatility Index	14.38	13.84

Index PE - TTM	04-Sep	Yr. High	Yr. Low
Sensex	24.2	26.0	21.8
Nifty	23.4	28.8	20.3

Corporate News

PNB Housing Finance to consider proposal of fund raising up to Rs 2,500 crore via NCDs

PNB Housing Finance in a regulatory filing on September 4 said that the board of directors is scheduled to meet on September 9 to consider and approve the issuance of Non-Convertible Debentures (NCDs) up to Rs 2,500 crore on a private placement basis, in tranches over the next six months. PNB Housing Finance has seen quite a few major stake sales in recent months, with big names like The Carlyle Group, General Atlantic Singapore and Asia Opportunities being sellers in those deals. (ET)

Canara Bank Issues \$300 Million Medium-Term Notes For Five Years

Canara Bank issued \$300 million in senior unsecured notes under the \$3 billion medium-term note programme through the Indian Financial System Code Banking Unit. The target pricing date is Sept. 4, 2024, according to an exchange filing posted on Sept. 2, 2024. The tenure of the instrument is five years. The notes are expected to be rated BAA3/BBB by Moody's/Fitch, according to the filing. (ET)

Economy

India-UK FTA within finger-touching distance: NITI Aayog CEO

The Free Trade Agreement (FTA) being negotiated between India and the UK is in the final stages with both sides within finger-touching distance to clinch an agreement, NITI Aayog CEO B.V.R. Subrahmanyam said here on Wednesday. The FTA, negotiations for which were launched in Jan 2022 before being stalled due to general elections in both countries, is aimed at significantly enhancing the estimated GBP 38.1 billion a year bilateral trading partnership. (ET)

International

Stellantis to pause production of Jeep's two top-selling US models, WSJ reports

Jeep's parent company Stellantis is pressing pause on making two of its top-selling U.S. models, The Wall Street Journal reported on Wednesday. Factories temporarily stopped producing the Jeep Wrangler and Grand Cherokee SUVs in the past week, the report added citing people familiar with the matter. Stellantis did not immediately respond to a Reuters request for comment. Stellantis confirmed production adjustments at two Detroit assembly plants that make the Grand Cherokee, and another factory in Toledo, Ohio, where the Wrangler is produced, in a statement to the Journal. (Inv)

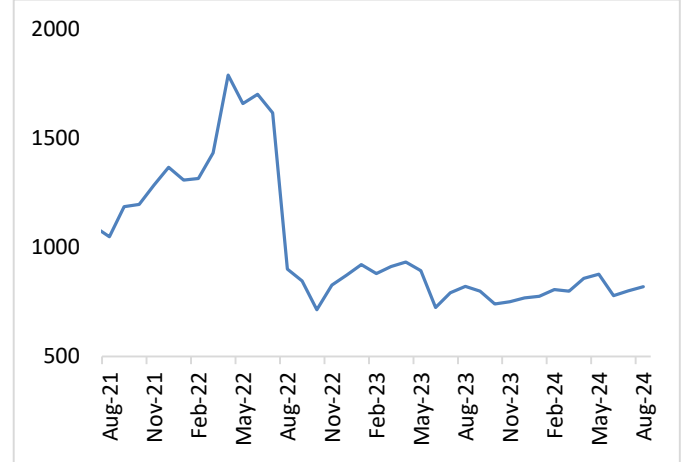
Top 5 Nifty Gainers	04-Sep	03-Sep	Var(%)
ASIANPAINT	3232	3155	2.4%
GRASIM	2758	2707	1.9%
HINDUNILVR	2841	2794	1.7%
APOLLOHOSP	6931	6845	1.3%
SUNPHARMA	1833	1812	1.2%
Top 5 Nifty Losers	04-Sep	03-Sep	Var(%)
WIPRO	519	536	-3.2%
COALINDIA	504	520	-3.1%
ONGC	314	322	-2.4%
HINDALCO	667	679	-1.8%
M&M	2750	2785	-1.3%

BSE Index Watch	Last	1 day	1 wk	1 mth	1 yr
SENSEX	82353	-0.2%	0.7%	4.6%	25.2%
MIDCAP	49065	-0.2%	0.3%	6.8%	52.9%
SMLCAP	56208	0.3%	0.4%	7.4%	48.1%
AUTO	58637	-0.4%	0.2%	5.0%	62.3%
BANKEK	58385	-0.7%	0.3%	2.5%	17.0%
Capital Goods	72820	-0.3%	-0.8%	3.4%	58.6%
FMCG	23280	0.4%	1.8%	4.8%	24.9%
Health Care	43441	0.9%	1.6%	8.4%	54.2%
IT	43116	-0.9%	-0.2%	10.0%	32.0%
METAL	31531	-1.1%	-3.0%	3.8%	35.0%
Oil & Gas	32514	-0.5%	-0.1%	4.7%	71.0%
Power	8128	-0.5%	-1.4%	-0.1%	78.7%
Realty	8216	0.6%	1.5%	6.0%	78.1%

NSE USD Futures	04-Sep	03-Sep	Var (%)
August Expiry (Rs./\$)	83.86	83.86	0.0%
Sept Expiry (Rs./\$)	83.64	83.64	0.0%
Total Turnover (Rs. Crore)	1505	3191	-53%

Sectors	TTM PE
Auto	33.69
Auto Ancillary	53.33
Banking	14.79
Engineering	43.8
Cement	80.11
Diamonds & Jewellery	53.67
Housing Finance	24.7
Infrastructure & Const	36.84
Metals-Aluminium	40.93
Metal – Steel	19.63
Oil Expl.	14.81
Pharma	13.19
Power – Gen. Supp.	46.15
Information Tech.	27.28
Sugar	24.9
Telecom Serv. Prov.	85.78
Tyres	27.07

Indonesia Crude Palm Oil Reference Price (\$/MT)
(Source: BBG)



10 year G-Sec Yield	Current	Previous	Change
US	3.76%	3.76%	1 bps
Japan	0.88%	0.88%	(0) bps
India	6.86%	6.87%	(1) bps
UK	3.94%	3.99%	(6) bps
Libor 3 Mths	5.27%	5.28%	(1) bps

Indian Eco Data	Current	Previous	Var(%)
Forex Reserve (US\$ in bn)	654	652	0.3%
Inflation - WPI	2.04%	3.36%	(132) bps
Inflation - CPI	3.54%	5.08%	(154) bps

India GDP	Q1FY25	Q4FY24	Var(%)
Growth	6.70%	7.76%	(106)bps

Monetary Policy	Current	Previous	Change
Repo Rate	6.50%	6.50%	0 bps
Reverse Repo Rate	3.35%	3.35%	0 bps
CRR	4.50%	4.50%	0 bps
O/S Banking System Liquidity (Rs bn)	2451	2127	324.5

IIP Growth %	Jun-24	Jun-23	Apr-Feb
IIP	4.2	4.0	5.6
Mining	10.3	7.6	7.6
Manufacturing	2.6	3.5	4.4
Electricity	8.6	4.2	9.2

ADR Price Movement

Company	Price (US\$)	Volume	Previous Day Price	Volume	Variance (%)	No. of Share Per ADR	ADR Price (Rs.)	BSE Price	Variance (%)
Infosys Tech	23.06	5557985	22.98	5793184	0.35%	1	1936.44	1922.45	0.7%
Wipro	6.27	1639009	6.34	1222657	-1.10%	1	526.52	519.15	1.4%
Dr.Reddy's	81.73	273011	81.10	150897	0.78%	1	6863.18	6787.20	1.1%
ICICI Bank	29.60	5991873	29.49	7158216	0.37%	2	1242.81	1236.35	0.5%
HDFC Bank	61.71	2581591	60.94	4092918	1.26%	3	1727.34	1641.80	5.2%

GDR's (US\$)

	Prices	Prev. Close	Change	Var %
L&T	43.90	44.50	(0.6)	-1.3%
RIL	72.80	71.90	0.9	1.3%
SBI	97.70	98.40	(0.7)	-0.7%

US Economy Data	Current	Previous
Inflation (%) (YoY)	2.90%	3.00%
Unemployment (%)	4.30%	4.10%

Interest Rate (%)	Current	Previous
Fed Rate	5.50%	5.50%

US GDP	Q2CY24	Q1CY24
Growth (QoQ Annualized)	3.00%	1.40%

China Economy Data	Current	Previous
GDP	4.70%	5.30%
Inflation – CPI (%)	0.50%	0.20%

Economic Calendar

	Date
Indian GDP Data	29 Nov
Indian Inflation Data CPI	12 Sep
Indian Inflation Data WPI	16 Sep
Indian Monetary Policy	09 Oct
India's Industrial Production (IIP)	12 Sep
US Inflation Data	11 Sep
US GDP	26 Sep
US Unemployment Data	16 Sep
US Fed Rate	18 Sep
China GDP	18 Oct
China Inflation Data	9 Sep

Event Update

Name	Date	Purpose
Aarti Drugs Ltd.	05-09-2024	Buy Back of Shares
Geekay Wires Ltd.	05-09-2024	Dividend
Gulf Oil Lubricants India Ltd.	05-09-2024	Rs.20.00 per share(100%)Final Dividend
NIIT Ltd.	05-09-2024	Rs.0.75 per share(37.5%)Final Dividend
Prithvi Exchange (India) Ltd.	05-09-2024	Rs.0.50 per share(5%)Final Dividend
Sapphire Foods India Ltd.	05-09-24	Stock Split from Rs.10/- to Rs.2/-
Alufluoride Ltd.	06-09-24	Rs.3.00 per share(30%)Final Dividend
Aztec Fluids & Machinery Ltd.	06-09-24	Interim Dividend
Chemcruz Enterprises Ltd.	06-09-24	Rs.1.00 per share(10%)Final Dividend
GNA Axles Ltd.	06-09-24	Rs.2.00 per share(20%)Final Dividend
Gujarat Narmada Valley Fertilizers & Chemicals Ltd.	06-09-24	Rs.16.50 per share(165%)Final Dividend
Gujarat State Petronet Ltd.	06-09-24	Rs.5.00 per share(50%)Dividend
Hindprakash Industries Ltd.	06-09-24	Rs.0.50 per share(5%)Final Dividend
Jagsonpal Pharmaceuticals Ltd.	06-09-24	Rs.5.00 per share(100%)Final Dividend
Kalahridhaan Trendz Ltd.	06-09-24	Dividend
KRBL Ltd.	06-09-24	Rs.4.00 per share(400%)Final Dividend
Krishanveer Forge Ltd.	06-09-24	Rs.2.00 per share(20%)Final Dividend
Krishival Foods Ltd.	06-09-24	Dividend
Ladderup Finance Ltd.	06-09-24	Buy Back of Shares
Medi Assist Healthcare Services Ltd.	06-09-24	Rs.4.00 per share(80%)Final Dividend
Metro Brands Ltd.	06-09-24	Rs.2.25 per share(45%)Final Dividend
NBCC (India) Ltd.	06-09-24	Rs.0.63 per share(63%)Final Dividend
NDL Ventures Ltd.	06-09-24	Rs.1.00 per share(10%)Final Dividend
Patel Integrated Logistics Ltd.	06-09-24	Right Issue of Equity Shares

Bulk Deal As On 04/09/24

BSE

Security Code	Security Name	Client Name	Deal	Quantity	Price
542012	AAL	ELARA INDIA OPPORTUNITIES FUND LIMITED	S	159098	332
542012	AAL	UNICO GLOBAL OPPORTUNITIES FUND LIMITED	B	159098	332
543499	ACHYUT	EVERON ADVISORS PRIVATE LIMITED	S	96750	56.13
543499	ACHYUT	THINQ PHARMA-CRO PRIVATE LIMITED	B	144000	55.94
542176	ARYAN	MULTIPLIER SHARE & STOCK ADVISORS PRIVATE LIMITED	S	16355	25.24
542176	ARYAN	VIVEK KANDA	B	30000	25.28
542285	AXITA	AJAY BHARATBHAI SHAH	B	2000000	24.2
542285	AXITA	IRAGE BROKING SERVICES LLP	S	1934067	23.79
542285	AXITA	IRAGE BROKING SERVICES LLP	B	973558	22.86
542285	AXITA	KUSHAL NITINBHAI PATEL	S	6561415	22.86
542285	AXITA	PEEDEE INVESTMENTS	B	2000000	24.05
542285	AXITA	SUSHMA AGGARWAL	B	2213372	22.78
542285	AXITA	SUSHMA AGGARWAL	S	311360	24.26
544231	BROACH	ASHWIN STOCKS AND INVESTMENT PRIVATE LIMITED	S	48000	34.14
522001	CRANEX	MULTIPLIER SHARE & STOCK ADVISORS PRIVATE LIMITED	S	40000	144
522001	CRANEX	MULTIPLIER SHARE & STOCK ADVISORS PRIVATE LIMITED	B	25000	144
539559	DDIL	ANKURBISHT	S	302985	9.78
539559	DDIL	NITIN BAKSHI	B	284200	9.78
543516	DHYAANITR	ANAND MOHAN	S	25200	23.41
543516	DHYAANITR	DARSHAN DAVE	S	11200	23.72
543516	DHYAANITR	DARSHAN DAVE	B	42000	23.35
543516	DHYAANITR	INDAL SINGH	S	22400	23.88
543516	DHYAANITR	INDAL SINGH	B	22400	23.59
543516	DHYAANITR	KRISHNA TRADE FINANCE	S	28000	23.93
543516	DHYAANITR	KRISHNA TRADE FINANCE	B	28000	23.77
543516	DHYAANITR	LAXMAN HARKISHAN NARANG	B	28000	23.6
543516	DHYAANITR	POOJA KOCHAR	S	11200	24.25
543516	DHYAANITR	POOJA KOCHAR	B	33600	23.97
543516	DHYAANITR	PRERIT JAYSUKHLAL DOSHI	S	30800	23.23
543516	DHYAANITR	VIVEK PARASMAL DOSHI	B	89600	23.91
512008	EFCIL	AEGIS INVESTMENT FUND	S	300000	474
512008	EFCIL	MIV INVESTMENT SERVICES PRIVATE LIMITED	B	376899	473.21
531364	EKANSH	RAVI OMPRAKASH AGRAWAL	S	100000	77.84
521137	EUREKAI	MICRO SPARK VENTURES LLP	B	54568	5.65
543521	FONE4	NEELAMTANDON	S	90000	5.9
502865	FORBESCO	BRIDGE INDIA FUND	B	150000	626
502865	FORBESCO	INDIA DISCOVERY FUND LIMITED	S	579656	604.9
502865	FORBESCO	NEXPACT LIMITED	B	150000	620
502865	FORBESCO	SILVER STALLION LIMITED	B	257000	585
539216	GARMNTMNTR	RASHMI LOHIA	S	1075000	3.78
531592	GENPHARMA	MULTIPLIER SHARE & STOCK ADVISORS PRIVATE LIMITED	S	2857581	3.31
542918	GIANLIFE	JAINAM SHARE CONSULTANTS PVT. LTD.	B	100000	22.79
542918	GIANLIFE	SUNDIIP DEVAADIGAA	S	153380	22.8
531913	GOPAIST	ASHISH BHALCHANDRA SHAH	B	40000	8
531913	GOPAIST	BALDEVBHAI GOPALBHAI PATEL	S	58663	8
531913	GOPAIST	JYOTSNABEN RANCHHODLAL PATEL	B	32000	8
524590	HEMORGANIC	SURENDER VEER BABBAR	B	23000	14.23
532847	HILTON	VOGUE COMMERCIAL COMPANY LIMITED	S	121109	87.62
532847	HILTON	VOGUE COMMERCIAL COMPANY LIMITED	B	3038	87.59
500202	INDLEASE	R B K SHARE BROKING LIMITED	S	100000	15.82

543951	INNOVATUS	MINIBOSS CONSULTANCY PRIVATE LIMITED	S	84000	68.15
514312	JAIHINDS	KAMMA SHON KIPGEN	B	53321	25.1
514312	JAIHINDS	MINESH NIRANJAN SHAH	B	38073	27.94
514312	JAIHINDS	SHITAL ARVINDBHAI SHAH	S	44061	25.1
542446	JONJUA	CHANKARANPALLIL KUNCHANDI ALEXANDER	B	44902	11.72
542446	JONJUA	JAIWANTASAHEBRAONALODE	S	61230	11.92
542446	JONJUA	SANCHITSAXENA	S	44902	12.07
542446	JONJUA	SOORYA GAYATHRI NEELIYATH	B	48984	11.86
544221	KIZI	VIJAY MANGILAL NAGORI	B	48000	37.57
526409	KKALPANAIND	LIABLE TEXTILES PRIVATE LIMITED	S	602000	16.41
539408	KUBERJI	MULTIPLIER SHARE & STOCK ADVISORS PRIVATE LIMITED	B	20000	23.17
534422	LOOKS	RANDEEP SINGH	S	93138	5
534422	LOOKS	SNEHA SANJEEV LUNKAD	B	79548	5
523475	LOTUSCHO	MULTIPLIER SHARE & STOCK ADVISORS PRIVATE LIMITED	S	1999	1648.35
523475	LOTUSCHO	MULTIPLIER SHARE & STOCK ADVISORS PRIVATE LIMITED	B	100000	1648.35
523704	MASTEK	EUROPACIFIC GROWTH FUND	S	1719117	2766.36
523704	MASTEK	GHISALLO MASTER FUND LP	B	227855	2751
523704	MASTEK	ICICI PRUDENTIAL MUTUAL FUND	B	500000	2751
531494	NAVKAR	DIPAKKUMAR CHIMANLAL SHAH	S	1200000	14.62
543305	NAVODAYENT	SONALBEN HARISINH BARAD	S	84000	9.69
523242	NBFOOT	RUCHIRA GOYAL	B	70000	15.1
523242	NBFOOT	YOGESH JOTIRAM KALE	S	100000	15.1
540243	NEWLIGHT	AL HYAAT OVERSEAS TRADING -F.Z.C	S	75174	53.63
540243	NEWLIGHT	KAUSHAL HITESHBHAI PARIKH	B	70000	53.63
541601	RAJNISH	ISHAAN TRADEFIN LLP	B	9164701	3.84
541601	RAJNISH	ISHAAN TRADEFIN LLP	S	6155673	3.86
541601	RAJNISH	NIRAJ RAJNIKANT SHAH	S	6300000	3.84
544189	SATTRIX	RAJESH PANDEY	B	55000	199.31
543963	SHELTER	ACHATHKONRENSIS SALES AGENCY PRIVATE LIMITED	S	267000	42.98
539593	SHIVA	MAYUR MAKWANA	B	32944	5.01
540072	SHIVAEXPO	MANI NARANG	B	80000	14.45
540072	SHIVAEXPO	SHIVA EXPLOSIVES INDIA PRIVATE LIMITED	S	90000	14.46
511493	SHRYDUS	ARYAMANVIKRAMJAIN	S	300000	18.15
511493	SHRYDUS	BHAVESHKUMAR CHANDRAKANT SHAH	S	200000	18.15
511493	SHRYDUS	GITABEN MAFATLAL SHAH	S	248000	18.15
511493	SHRYDUS	JHAVERI TRADING AND INVESTMENT PVT LTD	B	1600000	18.15
511493	SHRYDUS	NIRAVKUMAR BHIMRAJI SHAH	S	160200	18.15
511493	SHRYDUS	PRITHVIRAJ MANGILAL JAIN	S	197500	18.15
511493	SHRYDUS	RAKESHKUMAR BHIMRAJ SHAH	S	164000	18.15
511493	SHRYDUS	RATHOD MANOJ CHHAGANLAL HUF	B	900000	18.15
511493	SHRYDUS	SANDIPKUMAR MAFATLAL SHAH	S	160200	18.15
511493	SHRYDUS	SAUMIL A BHAVNAGRI HUF	B	825000	18.15
511493	SHRYDUS	VIDYABEN BHIMRAJ SHAH	S	164000	18.15
533014	SICAGEN	AMI HOLDINGS PRIVATE LIMITED	B	384423	107.25
543924	SONALIS	BEELINE BROKING LIMITED	S	4000	76
543924	SONALIS	BEELINE BROKING LIMITED	B	12000	76
540914	SRUSTEELS	SRESTHA FINVEST LIMITED	B	63545	10.78
541701	SUPERSHAKT	CITRUS GLOBAL ARBITRAGE FUND	B	87900	362
541701	SUPERSHAKT	CONNECOR INVESTMENT ENTERPRISE LIMITED .	S	80700	371.13
541701	SUPERSHAKT	LEGENDS GLOBAL OPPORTUNITIES (SINGAPORE) PTE. LTD.	B	499800	371.89

541701	SUPERSHAKT	LGOF GLOBAL OPPORTUNITIES LIMITED	S	507000	370.04
543745	SVS	KUNHIRAMAN NAIR	B	114000	17.09
521005	TITANIN	CTIL MEDIA PRIVATE LIMITED	S	132000	44.08
521005	TITANIN	CTIL MEDIA PRIVATE LIMITED	B	62259	40.52
521005	TITANIN	KAMLESH KUMAR CHORDIA	B	117900	44.08
521005	TITANIN	MANI SOFTWARE TECHNOLOGIES PVT LTD	B	134650	39.95
521005	TITANIN	MULTIPLIER SHARE & STOCK ADVISORS PRIVATE LIMITED	S	150000	42.61
521005	TITANIN	MULTIPLIER SHARE & STOCK ADVISORS PRIVATE LIMITED	B	150000	39.91
521005	TITANIN	SECPL ENGINEERING CONSTRUCTION PRIVATE LIMITED	S	305948	40.36
544186	TOTEM	ANTARA INDIA EVERGREEN FUND LTD	B	600000	340
544186	TOTEM	INDIA DISCOVERY FUND LIMITED	S	600000	340
532035	UNISTRMU	JAVERI FISCAL SERVICES LIMITED	S	186000	5.82
503657	VEERENRGY	JANAK NAVINBHAI PANCHAL	S	106608	26.69
503657	VEERENRGY	JANAK NAVINBHAI PANCHAL	B	106608	26.62
503657	VEERENRGY	RAHUL YASHVANTRAY SHAH	S	115204	26.8
503657	VEERENRGY	RAHUL YASHVANTRAY SHAH	B	115204	26.5
503657	VEERENRGY	SETU SECURITIES PVT. LTD.	S	100001	26.5
503657	VEERENRGY	SETU SECURITIES PVT. LTD.	B	100001	26.69
539337	WAAREE	KHANIK RAMESHBHAI SHAH HUF	S	54250	760.03
539337	WAAREE	KHANIK RAMESHBHAI SHAH HUF	B	54250	807.28
511012	YAMNINV	MULTIPLIER SHARE & STOCK ADVISORS PRIVATE LIMITED	B	3982062	1.39
511012	YAMNINV	SKSE SECURITIES LIMITED CORP CM/TM PROP A/C	S	3640325	1.39
523650	YASHINNO	RANJEETKUMARVERMA	S	40200	30.58

NSE

Security Code	Security Name	Client Name	Deal	Quantity	Price
AARTISURF	Aarti Surfactants Limited	LABDHI BUSINESS TRUST	SELL	100000	650
AARTISURF	Aarti Surfactants Limited	NIKHIL HOLDINGS PRIVATE LIMITED	BUY	100000	650
AERON	Aeron Composite Limited	FINAVENUE GROWTH FUND	BUY	200000	150
AERON	Aeron Composite Limited	GALAXY NOBLE GLOBAL OPPORTUNITIES FUND PCC LUNA	BUY	133000	150
AERON	Aeron Composite Limited	INDIA EQUITY FUND 1	BUY	190000	150
AERON	Aeron Composite Limited	SHINE STAR BUILD CAP PVT LTD	SELL	107000	151.37
AERON	Aeron Composite Limited	STCI PRIMARY DELAER LTD	SELL	108000	150
AKSHAR	Akshar Spintex Limited	JR SEAMLESS PRIVATE LIMITED	SELL	1759000	1.77
ARCHIES	Archies Limited	ANKUR BISHT	BUY	249590	32.21
ATAL-RE	Atal Realtech Limited	ANIL KUMAR	BUY	300000	0.17
ATAL-RE	Atal Realtech Limited	JATIN NAGINDAS MEHTA HUF	SELL	276000	0.18
ATAL-RE	Atal Realtech Limited	KADAGAMADODDI SHIVAPPA	BUY	206560	0.32
ATAL-RE	Atal Realtech Limited	SANJAY N BANSAL HUF	SELL	360000	0.18
ATAL-RE	Atal Realtech Limited	SANTOSH SRINIVASULU SIDDAM SETTY	SELL	452446	0.32
ATAL-RE	Atal Realtech Limited	VANITA SANJAY BANSAL	SELL	936000	0.15
ATAL-RE	Atal Realtech Limited	VINOD HARILAL JHAVERI	SELL	569178	0.31
AXITA	Axita Cotton Limited	KUSHAL NITINBHAI PATEL	SELL	15808329	23.57
CAMLINFINE	Camlin Fine Sciences Ltd	INFINITY PORTFOLIO HOLDINGS	BUY	1338600	102.98
CAMLINFINE	Camlin Fine Sciences Ltd	INFINITY PORTFOLIO HOLDINGS	BUY	1338600	102.98
DCW	DCW Ltd	BARON EMERGING MARKETS FUND	BUY	1539465	88.66
ECOSMOBLTY	Ecos (India) Mob & Hosp L	MATTHEWS INDIA FUND	BUY	1450000	400.28
ECOSMOBLTY	Ecos (India) Mob & Hosp L	PLUTUS WEALTH MANAGEMENT LLP	BUY	1070569	443.33
ECOSMOBLTY	Ecos (India) Mob & Hosp L	TNTBC AS THE TRUSTEE OF NOMURA INDIA STOCK MOTHER FUND	BUY	2280000	439.11
FORCAS	Forcas Studio Limited	BASSINVICTUS PRIVATE LIMITED	BUY	100800	123.2

FORCAS	Forcas Studio Limited	GIRIJADHAVA VYAPAAR PRIVATE LIMITED	SELL	96000	123.2
FORCAS	Forcas Studio Limited	INCREMENTUM CAPITAL ADVISORS LLP	BUY	100800	123.19
GATECH	GACM Technologies Limited	CHANDAN CHAURASIYA	SELL	9950000	1.74
GEEKAYWIRE	Geekay Wires Limited	ASHISH KANDOI HUF	SELL	325000	128.83
HILTON	Hilton Metal Forging Limited	NEXIA INTERNATIONAL PRIVATE LIMITED	SELL	700000	83.55
HGS	Hinduja Global Sols Ltd	AVIATOR GLOBAL INVESTMENT FUND	SELL	300000	887.56
IDEALTECHO	Ideal Technoplast Ind Ltd	VINOD KUMAR	SELL	53000	122.43
JAYBEE	Jay Bee Laminations Ltd	CINCO STOCK VISION LLP	SELL	230000	289
JAYBEE	Jay Bee Laminations Ltd	MULTIPLIER SHARE & STOCK ADVISORS PRIVATE LIMITED	SELL	378000	301.35
JAYBEE	Jay Bee Laminations Ltd	VINOD KUMAR	BUY	113000	301.12
JHS	JHS Svendgaard Laboratori	AEGIS INVESTMENT FUND	BUY	1431000	28.13
JHS	JHS Svendgaard Laboratori	ASPIRE EMERGING FUND	SELL	1500000	28.13
KRONOX	Kronox Lab Sciences Ltd	CAPRI GLOBAL CAPITAL LIMITED	SELL	202180	167.47
MOKSH	Moksh Ornaments Limited	SHABBIR NAZMUDDIN PARATHA	SELL	300000	23.25
MOKSH	Moksh Ornaments Limited	SILVER LINE VENTURES PRIVATE LIMITED	BUY	350870	23.84
MOKSH	Moksh Ornaments Limited	SILVER LINE VENTURES PRIVATE LIMITED	SELL	250870	24.26
PARAMATRIX	Paramatrix Technologies L	SAGAR SACHIN AGARWAL	BUY	250800	119.09
PARAMATRIX	Paramatrix Technologies L	SAHASTRAA ADVISORS PRIVATE LIMITED	BUY	80400	120.8
PRITIKA	Pritika Eng Compo Ltd	BHUMIKABEN SUNILBHAI PATEL	BUY	88000	165
RTNINDIA	RattanIndia Ent Limited	THE GREAT INTERNATIONAL TUSKER FUND	SELL	8205048	81.52
SASTASUNDR	Sastasundar Ventures Ltd	MICROSEC VISION TRUST ONE	SELL	500000	307
SASTASUNDR	Sastasundar Ventures Ltd	MICROSEC VISION TRUST ONE	SELL	500000	307
SASTASUNDR	Sastasundar Ventures Ltd	RAVI KANT SHARMA	BUY	500000	307
SASTASUNDR	Sastasundar Ventures Ltd	RAVI KANT SHARMA	BUY	500000	307
THANGAMAYL	Thangamayil Jewellery Ltd	BALUSAMY RAMESH	SELL	433333	2123.4
THANGAMAYL	Thangamayil Jewellery Ltd	CUSTODY BANK OF JAPAN LTD RE RB AMUNDI INDIA SMALL CAP EQU	BUY	681314	2090
THANGAMAYL	Thangamayil Jewellery Ltd	DAS BALARAMA GOVINDA	SELL	433334	2090.32
THANGAMAYL	Thangamayil Jewellery Ltd	NARAYANAN BALUSAMY KUMAR	SELL	433333	2091.2
TRENT	Trent Ltd.	DODONA HOLDINGS LIMITED	SELL	121100	6966
TRENT	Trent Ltd.	SIDDHARTHA YOG	BUY	121100	6966
VAISHALI	Vaishali Pharma Limited	ELDORADO BIOTECH PVT LTD	SELL	92612	189.35
VAISHALI	Vaishali Pharma Limited	FORTUNE GILTS PVT. LTD.	BUY	92612	189.43
VDEAL	Vdeal System Limited	VIVEK KUMAR BHAGAT	SELL	31200	170.04
VINNY-RE	Vinny Overseas Ltd	HIRALAL JAGDISHCHAND	SELL	2790000	0.38
VINNY-RE	Vinny Overseas Ltd	HIRALAL JAGDISHCHAND PAREKH	SELL	1980000	0.39
VINNY-RE	Vinny Overseas Ltd	LALIT KUMAR LALWANI	SELL	1645238	0.38
VINNY-RE	Vinny Overseas Ltd	NISHITA SHAH	SELL	2650000	0.38

Disclosure:

Research Reports that are published by Nirmal Bang Securities Private Limited (hereinafter referred to as "NBSPL") are for private circulation only. NBSPL is a registered Research Analyst under SEBI (Research Analyst) Regulations, 2014 having Registration no. INH000001766. NBSPL is also a registered Stock Broker with National Stock Exchange of India Limited, BSE Limited, Metropolitan Stock Exchange of India Limited, Multi Commodity Exchange of India Limited and , National Commodity and Derivative Exchange Limited in Capital Market , Equity and Commodities derivatives segments and Currency Derivatives Segment .

NBSPL has other business divisions with independent research teams separated by Chinese walls, and therefore may, at times, have different or contrary views on stocks and markets.

NBSPL or its associates have not been debarred / suspended by SEBI or any other regulatory authority for accessing / dealing in securities Market since last 20 years. NBSPL, its associates or analyst or his relatives do not hold any financial interest (Except Investment) in the subject company. NBSPL or its associates or Analyst do not have any conflict or material conflict of interest at the time of publication of the research report with the subject company. NBSPL or its associates or Analyst or his relatives may or may not hold beneficial ownership of 1% or more in the subject company at the end of the month immediately preceding the date of publication of this research report.

NBSPL or its associates / analyst has not received any compensation / managed or co-managed public offering of securities of the company covered by Analyst during the past twelve months. NBSPL or its associates have not received any compensation or other benefits from the company covered by Analyst or third party in connection with the research report. Analyst has not served as an officer, director or employee of Subject Company. NBSPL / analyst has not been engaged in market making activity of the subject company.

Analyst Certification: The research analysts and authors of these reports, hereby certify that the views expressed in this research report accurately reflects my/our personal views about the subject securities, issuers, products, sectors or industries. It is also certified that no part of the compensation of the analyst(s) was, is, or will be directly or indirectly related to the inclusion of specific recommendations or views in this research. The analyst(s) principally responsible for the preparation of this research report and has taken reasonable care to achieve and maintain independence and objectivity in making any recommendations.

Disclaimer:

The Research Report is for the personal information of the authorized recipient and does not construe to be any investment, legal or taxation advice. NBSPL is not soliciting any action based upon it. Nothing in the research report shall be construed as a solicitation to buy or sell any security or product, or to engage in or refrain from engaging in any such transaction. In preparing the research report, we did not take into account the investment objectives, financial situation and particular needs of the reader.

The research report has been prepared for the general use of the clients of NBSPL and must not be copied, either in whole or in part, or distributed or redistributed to any other person in any form. If you are not the intended recipient you must not use or disclose the information in the research report in any way. Though disseminated to all the customers simultaneously, not all customers may receive the research report at the same time. NBSPL will not treat recipients as customers by virtue of their receiving the research report. The research report is not directed or intended for distribution to or use by any person or entity resident in a state, country or any jurisdiction, where such distribution, publication, availability or use would be contrary to law, regulation or which would subject NBSPL & its group companies to registration or licensing requirements within such jurisdictions.

The report is based on the information obtained from sources believed to be reliable, but we do not make any representation or warranty that it is accurate, complete or up-to-date and it should not be relied upon as such. We accept no obligation to correct or update the information or opinions in it. NBSPL or any of its affiliates or employees shall not be in any way responsible for any loss or damage that may arise to any person from any inadvertent error in the information contained in the research report. NBSPL or any of its affiliates or employees do not provide, at any time, any express or implied warranty of any kind, regarding any matter pertaining to this report, including without limitation the implied warranties of merchantability, fitness for a particular purpose, and non-infringement. The recipients of the research report should rely on their own investigations.

This information is subject to change without any prior notice. NBSPL reserves its absolute discretion and right to make or refrain from making modifications and alterations to this statement from time to time. Nevertheless, NBSPL is committed to providing independent and transparent recommendations to its clients, and would be happy to provide information in response to specific client queries.

Before making an investment decision on the basis of research report, the reader needs to consider, with or without the assistance of an adviser, whether the advice is appropriate in light of their particular investment needs, objectives and financial circumstances. There are risks involved in securities trading. The price of securities can and does fluctuate, and an individual security may even become valueless. International investors are reminded of the additional risks inherent in international investments, such as currency fluctuations and international stock market or economic conditions, which may adversely affect the value of the investment. Opinions expressed are subject to change without any notice. Neither the company nor the director or the employees of NBSPL accept any liability whatsoever for any direct, indirect, consequential or other loss arising from any use of the research report and/or further communication in relation to the research report. Here it may be noted that neither NBSPL, nor its directors, employees, agents or representatives shall be liable for any damages whether direct or indirect, incidental, special or consequential including lost revenue or lost profit that may arise from or in connection with the use of the information contained in the research report.

Copyright of this document vests exclusively with NBSPL.

Our reports are also available on our website

Registration granted by SEBI and certification from NISM in no way guarantee performance of NBSPL or provide any assurance of returns to investors.

Nirmal Bang Research (Division of Nirmal Bang Securities Pvt. Ltd.)

B-2, 301/302, Marathon Innova,
Opp. Peninsula Corporate Park
Off. Ganpatrao Kadam Marg
Lower Parel(W), Mumbai-400013
Board No. : 91 22 6723 8000/8001
Fax. : 022 6723 8010